

FlexPay Subscription API v3.4

Author:	Verotel IT Services
Related documents:	FlexPay Purchase v3.4 API

Document History

No.	Description	Changed by:	Date:
1.0	Document created	Verotel IT Services	14/4/2015
1.0.1	Corrections in text	Verotel IT Services	11/5/2015
1.0.2	Added notes on Rebill retry and minimum periods	Verotel IT Services	06/06/2015
1.0.3	Added information for CardBilling	Verotel IT Services	11/06/2015
1.1	Added DDEU payment method	Verotel IT Services	15/10/2015
1.1.1	Added BTC for one-time subscriptions	Verotel IT Services	18/01/2016
1.2	Listed Verotel IPs, Testing postbacks, priceAmount and trialAmount description in postbacks	Verotel IT Services	10/5/2016
1.3	Version updated to 3.2, added backURL	Verotel IT Services	17/03/2016
1.4	Added Credit and Chargeback postback calls	Verotel IT Services	22/08/2016
1.5	Added "declineURL" parameter, latest version updated to 3.3	Verotel IT Services	05/09/2016
1.6	Added downgrade postback	Verotel IT Services	20/09/2016
1.7	version updated to 3.4 , added upgrade call and postback, added subscription cancel call.	Verotel IT Services	07/10/2016
1.7.1	Document formatting fixed	Verotel IT Services	08/11/2016
1.7.2	Added note on Cardbilling single currency	Verotel IT Services	22/11/2016

Table of contents

Introduction	3
New in v3.4	3
Setup	4
FlexPay Subscription interactions	6
A new subscription order starts with a subscription "startorder" request	6
Successful initial sale postback ("OK data") is sent in the background	6
Existing active subscriptions can be upgraded	6
The follow-up actions depend on the subscription type	7
Postback summary	7
Sale status request	8
Cancel subscription request	8
Technical details	8
Constructing subscription "startorder" request	8
Data posted to success URL upon the FlexPay Subscription transaction (OK data)	10
'OK data' postback call	11
'Downgrade' Postback call	11
'Rebill' Postback call	12
'Cancel' Postback call	12
'Uncancel' Postback call	13
'Extend' Postback call	13
'Expiry' Postback call	14
'Credit' Postback call	14
'Chargeback' Postback call	15
FlexPay status page request	17
FlexPay Subscription Status response:	17
Cancel-subscription request	19
Calculating signature	20
Verotel IP addresses used postbacks	20
Testing postbacks	21

Introduction

FlexPay API allows dynamically set parameters for Verotel Order Pages. This is especially useful when integrating with eCommerce or other systems which use dynamic pricing.

FlexPay offers two types of orders:

- **purchase**
- **subscription**

The main difference between purchase and subscription is that **subscription** has some duration - a time period - for which it is active while **purchase** is just a simple one-off sale.

The subscriptions can be of two types:

- **"one-time"** subscriptions - simply expire after a given time.
- **"recurring"** subscriptions - Verotel will attempt to rebill the buyer periodically until the subscription is cancelled or terminated. Recurring subscriptions can have a trial period.

New in v3.4

- In version **3.4** it is now possible to switch between subscriptions using the **upgrade** call. Please refer to FlexPay Upgrade documentation for details.
- A new **"cancel-subscription"** action is available. You can now generate cancel links for your subscribers.

Setup

- Create a FlexPay website in *Control Center > Setup Websites*. From the *Website detail* page you will now have access to several configuration options.

ADD A NEW WEBSITE

How do you want integrate Verotel into your website? Please, select one of the following options:

<p>Membership - Ideal for websites with paid members' area.</p> <p>We take care not only of charging your customers but we will also manage their access to your members' area using Verotel Remote User Management.</p>	>
<p>FlexPay - Ideal for cam sites, websites with pre-paid credit or websites selling tangible products.</p> <p>FlexPay is really easy and simple to implement. It is perfect for one-time payments. You simply send your customer to our orderpage telling us how much we should charge him. When we successfully charge the user, your system is notified via Postback Url so you can respond to it (add credit to user, allow file download etc.)</p>	>

- Configure the "*Postback script*" and the "*Success page*" URLs in *FlexPay options* page.

FLEXPAY OPTIONS #64233

Payment methods

Credit card

Available worldwide

Direct Debit EU

Available only in DE, AT, CH, BE, IT, NL, ES and FR

Bitcoin

Available worldwide

Postback script URL

Success URL

- As subscription FlexPay only supports Credit card payment method, this method needs to be enabled for the "**startorder**" request to work.

FLEXPAY OPTIONS #64233

Payment methods

Credit card

Available worldwide

Direct Debit EU

Available only in DE, AT, CH, BE, IT, NL, ES and FR

Bitcoin

Available worldwide

- Get the FlexPay "**Signature Key**" - this can be found on the same page. This key is used for calculating signatures to ensure integrity of data in requests and postbacks ([See Calculation signature](#))

<p>FLEXPAY REQUEST DATA</p> <p>Shop ID and Signature Key are required to generate FlexPay signature.</p> <p>Signature Key: DKeweGGsPAhc3bfJJqhbGkKEgz46GQ</p>
--

- Customize the order page to match your website design

ORDERPAGE DESIGN SETUP

ORDERPAGE STYLE

Background color

Please enter a hexadecimal RGB value which is 6 characters long.

Foreground color

Please enter a hexadecimal RGB value which is 6 characters long.

ORDERPAGE LOGO

There is currently no logo for this website.

No changes
 Upload new logo

[Continue](#)

- Additionally, you can require the buyers to enter their billing address by enabling this option in the *Orderpage options* section. You can also restrict sales to one of the predefined territories.

ORDERPAGE OPTIONS

Billing address

If checked, users have to fill in the address during the order.

Require billing address

Sales territory

- NEXT: Integrate the Verotel OrderPage to your website.

FlexPay Subscription interactions

While FlexPay purchase is a once-off operation without any active time period, subscription has a duration for which it is active.

During this period Verotel system sends various postback calls notifying the webmaster's system about the subscription state. If the subscription is recurring, Verotel system manages periodical charges (rebills) of the buyer's credit card.

A new subscription order starts with a subscription "startorder" request

The "startorder" subscription request is used to redirect buyer to the Verotel Order Page to process subscription with a given amount, duration and currency.

[\(See Constructing Subscription Startorder request\)](#)

Once the initial transaction is successfully processed the enduser is redirected to the "success URL" or backURL

After a successful transaction, the buyer is redirected to a nominated "Success URL" parameter and a set of data describing the sale is sent along as HTTP parameters.

NOTE: The data is **not** sent to URL defined in **backURL**, the buyer is only redirected there. The **backURL** is a dynamic parameter so it can by itself contain enough data to identify the sale.

[\(See Data posted to Success URL on success\)](#)

Successful initial sale postback ("OK data") is sent in the background

The "initial" OK data postback is sent to the nominated "Postback URL" immediately after the sale has been processed.

The postback is sent only for successfully approved transactions. The data in the postback provide essential information about the sale. If more information is needed, for example billing address or email address of the buyer, the merchant should [query the status page](#).

Important: The Verotel system expects "OK" response otherwise an automated refund will be issued (for Credit Card payments).

[\(See OK data postback call\)](#)

Existing active subscriptions can be upgraded

As of version 3.4 FlexPay also supports "subscriptionupgrade" type.

FlexPay subscription upgrade allows switching from currently active subscription to a new one with new pricing and rebill period.

Please refer to FlexPay upgrade documentation for more details about this feature.

The follow-up actions depend on the subscription type

If the subscription is "one-time"

- a) Subscription will expire after the given period (subscription can also be terminated, by performing refund or in case Verotel receives a chargeback request) and the "**expiry**" postback is sent to inform the webmaster's system about the "end-of-life" event. ([See Expiry postback call](#))
- b) If the webmaster or Verotel staff extend the subscription from Verotel Control Center then the "**extend**" postback is sent. ([See Extend postback call](#))

If the subscription is "recurring"

- a) Verotel system will attempt to rebill the enduser again at the end of the current period. If the rebill is successful, the website will receive "**rebill**" postback. ([See Rebill postback call](#))
- b) The "**expiry**" postback is sent in case the last rebill got declined or the next rebill was cancelled and the subscription ended. (And of course subscription can also be terminated by performing refund or Verotel receives a chargeback request). ([See Expiry postback call](#))
- c) Enduser, Merchant or Verotel staff can cancel further rebills - in this case the "**cancel**" postback gets sent and the subscription expires at the end of the current active period. ([See Cancel postback call](#))
The cancel action can be reverted by Verotel staff in which case the "**uncancel**" postback informs the webmaster's website and there will be again a rebill at the end of the current rebill period. ([See Uncancel postback call](#))
- d) If Merchant or Verotel support changes the next rebill price the Downgrade postback call is sent. ([See Downgrade postback call](#))

Postback summary

- "[initial](#)" - Successful sale - informs about a successful initial transaction
- "[extend](#)" is sent when subscription duration is manually extended either by the webmaster or Verotel support staff
- "[expiry](#)" is sent when a subscription is terminated and ends.
- "[credit](#)" is sent when refund transaction is processed and subscription is terminated and ends.
- "[chargeback](#)" is sent when chargeback transaction is processed and subscription is terminated.
- "[upgrade](#)" is sent when subscription is successfully upgraded to a new one

Please note: "Chargeback" and "Credit" postbacks are not sent by default for websites created prior 15th September 2016.

Recurring subscription specific postbacks

- "[rebill](#)" informs about a successful rebill in the case of recurring subscription
- "[downgrade](#)" informs about a successful change of next rebill price in the case of recurring subscription

- "[cancel](#)" is sent when the recurring subscription rebill is cancelled by enduser, webmaster or Verotel support. This means that although the subscription might still be active, there will be no more rebills in the future and the subscription will expire at the end of the current period.
- "[uncancel](#)" is sent in case the subscription cancel gets reverted by Verotel support.

Sale status request

Although it is an optional step, we recommend that you cross check the received data with the Verotel Status service. You need send the Verotel transaction ID or the sale Reference ID (if you have provided one in the "**startorder**" request) to the Verotel status script to verify the status of the transaction. Usually, this extra check is performed before the buyer is informed that the transaction was successfully processed. The Verotel Status service can be used any time after the transaction took place and it will give you information about the current state of the subscription. ([FlexPay status request](#))

Cancel subscription request

To allow your subscribers to cancel their subscriptions on your website you can now generate a subscription specific cancel URL. ([See Cancel subscription request](#))

Technical details

Constructing subscription "startorder" request

The FlexPay subscription call is used to redirect the buyer to the Verotel Order Page to process one-time or recurring payment subscriptions.

The "**startorder**" request for FlexPay purchase consists of number of parameters passed to the startorder URL and secured by a signature.

The URLs for different account brands:

Brand	startorder URL
Verotel	https://secure.verotel.com/startorder?
CardBilling	https://secure.billing.creditcard/startorder?
FreenomPay	https://secure.freenompay.com/startorder?

The "**subscriptionType**" parameter specifies which of the two subscription types is to be created:

- "**one-time**" subscriptions - simply expire after the time specified in "**period**" parameter.
- "**recurring**" subscriptions - will attempt to rebill the buyer to stay active. The initial period can have different price and duration (set via "**trialPeriod**" and "**trialAmount**" parameters) then the following rebill periods (specified in "**period**" and "**priceAmount**" parameters).


Parameter	Type	Optional / Mandatory	Description
backURL	<i>string</i>	optional	URL for redirect after successful transaction. NOTE:


			Max 255 characters Supported from version 3.2
custom1	<i>string</i>	optional	pass-through variable - max 255 printable characters
custom2	<i>string</i>	optional	pass-through variable - max 255 printable characters
custom3	<i>string</i>	optional	pass-through variable - max 255 printable characters
declineURL	<i>string</i>	optional	URL for redirect after declined transaction. NOTE: Max 255 characters Supported from version 3.3
email	<i>string</i>	optional	email of the buyer. If not set, it will be collected on the Order Page NOTE: email is excluded from signature calculations
name	<i>string</i>	optional	name of the subscription. Text is displayed on the order page - max 100 printable characters
paymentMethod	<i>string</i>	optional	payment method, "CC", "DDEU" or "BTC" (if not set then buyers can choose from available payment methods) Note: <ul style="list-style-type: none"> • DDEU is available only in DE, AT, CH, BE, IT, NL, ES and FR and only for "one-time" • BTC is only available for "one-time"
period	<i>string</i>	mandatory	duration in ISO8601 format, for example: P30D, minimum is 7 days for "recurring" and 2 days for "on-time"
priceAmount	<i>number</i>	mandatory	amount to be processed in nnn.nn format
priceCurrency	<i>string</i>	mandatory	3 char ISO code, must be one of the Sale currencies (USD, EUR, GBP, AUD, CAD, CHF, DKK, NOK, SEK), Cardbilling customers can only use single sale currency they have selected for their account. Note: only EUR is can be used for DDEU payment method.
referenceID	<i>string</i>	optional	Merchant's reference identifier. It must be unique if provided - max 100 printable characters
shopID	<i>number</i>	mandatory	numerical ID of the shop or website in the Verotel system
signature	<i>string</i>	mandatory	security token to verify the integrity of the posted data (See Calculating signature)
subscriptionType	<i>string</i>	mandatory	"one-time" or "recurring" Note: DDEU and BTC only support "one-time"
trialAmount	<i>number</i>	optional recurring only	amount to be processed in nnn.nn format for the initial trial period, minimum is 2 days
trialPeriod	<i>string</i>	optional recurring only	duration in ISO8601 format, for example: P30D
type	<i>string</i>	mandatory	"subscription"
version	<i>number</i>	mandatory	version of the FlexPay call, "3.4" for this

Example "startorder" request:

```
https://secure.verotel.com/startorder?name=1+Month+recurring+Subscription&period=P1M&priceAmount=29.99&priceCurrency=USD&shopID=64233&type=subscription&subscriptionType=recurring&trialAmount=10&trialPeriod=P7D&version=3.4&signature=a1eaced551d406f0227e32759e743c6b5269f7e3
```

Opens the Order Page for sale which will be recurring every 1 month and has a 7-day trial period:

secure payments provided by  Verotel


ENGLISH ▾

Pay by Credit Card or [login to your Verotel account](#)

VISA
MasterCard
Amex
DISCOVER
Diners Club

Remember my card for future purchases

Review your order

1 Month recurring Subscription **10.00 USD**

7 days for 10.00 USD and then 29.99 USD for every 1 month


Data posted to success URL upon the FlexPay Subscription transaction (OK data)

After a successful transaction, the buyer is redirected to a nominated "Success URL" parameter and a set of data describing the sale is sent along as HTTP parameters.

NOTE: The data is not sent to URL defined in **backURL**, the buyer is only redirected there. The **backURL** is a dynamic parameter so it can by itself contain enough data to identify the sale.

Parameter	Type	Description
shopID	<i>number</i>	website id
type	<i>string</i>	" subscription "
subscriptionType	<i>string</i>	" one-time " or " recurring "
event	<i>string</i>	" initial "
referenceID	<i>string</i>	Merchant's reference identifier if provided. - max 100 printable characters
saleID	<i>number</i>	identifier of the sale in the Verotel system
priceAmount	<i>number</i>	amount to be processed (max 2 decimal places, stripped zeroes)
priceCurrency	<i>string</i>	3 char ISO code of the Sale currency
period	<i>number</i>	subscription duration in ISO8601 format
trialAmount	<i>number</i>	amount to be processed (max 2 decimal places, stripped zeroes) for the initial trial period

Page | 10



Parameter	Type	Description
trialPeriod	<i>string</i>	duration in ISO8601 format
expiresOn or nextChargeOn	<i>date</i>	date of next rebill or expiry date [yyyy-mm-dd] e.g "2015-04-24"
custom1	<i>string</i>	pass-through variable - max 255 printable characters
custom2	<i>string</i>	pass-through variable - max 255 printable characters
custom3	<i>string</i>	pass-through variable - max 255 printable characters
paymentMethod	<i>string</i>	used payment method
signature	<i>string</i>	security token to verify the integrity of the postback (See Calculating signature)

'OK data' postback call

OK data postback is sent to the postback URL immediately after the sale has been processed.

OK data is sent only for successfully approved transactions. The data in the postback provide essential information about the sale. If more information is needed, for example billing address or email address of the buyer, the merchant should query the [status page](#).

Important: The Verotel system expects "OK" response otherwise an automated refund will be issued.

Parameter	Type	Description
shopID	<i>number</i>	numerical ID of the shop or website in the Verotel system
type	<i>string</i>	" subscription "
subscriptionType	<i>string</i>	" one-time " or " recurring "
event	<i>string</i>	" initial "
referenceID	<i>string</i>	merchant reference identifier. It must be unique if provided - max 100 printable characters
saleID	<i>number</i>	identifier of the sale in the Verotel system
priceAmount	<i>number</i>	amount to be processed (max 2 decimal places, stripped zeroes)
priceCurrency	<i>string</i>	3 char ISO code of the Sale currency
period	<i>number</i>	duration in ISO8601 format, for example P30D
trialAmount	<i>number</i>	amount to be processed (max 2 decimal places, stripped zeroes)
trialPeriod	<i>string</i>	duration in ISO8601 format, for example P30D
expiresOn or nextChargeOn	<i>date</i>	date when the cancelled or one-time subscription expires, or date of the next planned rebill [yyyy-mm-dd] e.g "2015-04-24"
custom1	<i>string</i>	pass-through variable - max 255 printable characters
custom2	<i>string</i>	pass-through variable - max 255 printable characters
custom3	<i>string</i>	pass-through variable - max 255 printable characters
paymentMethod	<i>string</i>	payment method used for the payment, " CC ", " DDEU " or " BTC "
signature	<i>string</i>	security token to verify the integrity of the postback data (See Calculating signature)

'Downgrade' Postback call

Rebill postback call is sent to the merchant's URL immediately after the next rebill price is changed by merchant or Verotel Support.

Parameter	Type	Description
shopID	<i>number</i>	numerical ID of the shop or website in the Verotel system
type	<i>string</i>	" subscription "
subscriptionType	<i>string</i>	" recurring "

Parameter	Type	Description
event	<i>string</i>	"downgrade"
referenceID	<i>string</i>	Merchant's reference identifier if provided - max 100 printable characters
saleID	<i>number</i>	identifier of the sale in the Verotel system
amount	<i>number</i>	amount to be processed (max 2 decimal places, stripped zeroes)
currency	<i>string</i>	3 char ISO code of the Sale currency
subscriptionPhase	<i>string</i>	"normal" (or "discounted" if cancel discount was accepted - not yet supported)
custom1	<i>string</i>	pass-through variable - max 255 printable characters
custom2	<i>string</i>	pass-through variable - max 255 printable characters
custom3	<i>string</i>	pass-through variable - max 255 printable characters
signature	<i>string</i>	security token to verify the integrity of the postback data (See Calculating signature)

'Rebill' Postback call

Rebill postback call is sent to the merchant's URL immediately after a successful rebill transaction.

Parameter	Type	Description
shopID	<i>number</i>	numerical ID of the shop or website in the Verotel system
type	<i>string</i>	"subscription"
subscriptionType	<i>string</i>	"recurring"
event	<i>string</i>	"rebill"
referenceID	<i>string</i>	Merchant's reference identifier if provided - max 100 printable characters
saleID	<i>number</i>	identifier of the sale in the Verotel system
amount	<i>number</i>	amount to be processed (max 2 decimal places, stripped zeroes)
currency	<i>string</i>	3 char ISO code of the Sale currency
nextChargeOn	<i>date</i>	date of the next planned rebill [yyyy-mm-dd] e.g "2015-04-24"
subscriptionPhase	<i>string</i>	"normal" (or "discounted" if cancel discount was accepted - not yet supported)
custom1	<i>string</i>	pass-through variable - max 255 printable characters
custom2	<i>string</i>	pass-through variable - max 255 printable characters
custom3	<i>string</i>	pass-through variable - max 255 printable characters
paymentMethod	<i>string</i>	payment method used for the payment - "CC" (DDEU and BTC only support one-time)
signature	<i>string</i>	security token to verify the integrity of the postback data(See Calculating signature)

'Cancel' Postback call

Cancel postback call is sent to the merchant's URL after the subscription is cancelled by the buyer, merchant, Verotel support or by the system.

Parameter	Type	Description
shopID	<i>number</i>	numerical ID of the shop or website in the Verotel system
type	<i>string</i>	"subscription"
subscriptionType	<i>string</i>	"recurring"
event	<i>string</i>	"cancel"

Parameter	Type	Description
referenceID	<i>string</i>	merchant reference identifier if provided - max 100 printable characters
saleID	<i>number</i>	identifier of the sale in the Verotel system
expiresOn	<i>date</i>	date when the cancelled subscription expires [yyyy-mm-dd] e.g "2015-04-24"
subscriptionPhase	<i>string</i>	" trial ", " normal " (or " discounted " if cancel discount was accepted - not yet supported)
cancelledBy	<i>string</i>	" user ", " support ", " merchant ", or " system "
custom1	<i>string</i>	pass-through variable - max 255 printable characters
custom2	<i>string</i>	pass-through variable - max 255 printable characters
custom3	<i>string</i>	pass-through variable - max 255 printable characters
signature	<i>string</i>	security token to verify the integrity of the postback data(See Calculating signature)

'Uncancel' Postback call

Occasionally, buyers wish to revert cancellation of their subscription. Uncancel can be done only by Verotel support. The postback call is sent to the merchant's postback URL immediately after the subscription was uncanceled.

Parameter	Type	Description
shopID	<i>number</i>	numerical ID of the shop or website in the Verotel system
type	<i>string</i>	" subscription "
subscriptionType	<i>string</i>	" recurring "
event	<i>string</i>	" uncancel "
referenceID	<i>string</i>	merchant reference identifier. It must be unique if provided - max 100 printable characters
saleID	<i>number</i>	identifier of the sale in the Verotel system
nextChargeOn	<i>date</i>	date of the next planned rebill
subscriptionPhase	<i>string</i>	" trial ", " normal " (or " discounted " if cancel discount was accepted - not yet supported)
uncancelledBy	<i>string</i>	" support "
custom1	<i>string</i>	pass-through variable - max 255 printable characters
custom2	<i>string</i>	pass-through variable - max 255 printable characters
custom3	<i>string</i>	pass-through variable - max 255 printable characters
signature	<i>string</i>	security token to verify the integrity of the postback data (See Calculating signature)

'Extend' Postback call

Merchant or Verotel support may grant extra days to an active subscription. This means that the expiration date or the date of the next planned rebill gets shifted by number of days to the future. The extend postback is then sent to merchant's postback URL to notify the merchant about that the subscription got extended.

Please note that the extend postback is also sent when the merchant has "Rebill-retry" enabled and the first rebill is declined. In such situation, the system extends the subscription as if the rebill was approved (sends the extend postback) and rebill retries are scheduled. If any of the retries is successful, the subscription continues normally. If the last rebill retry fails, then the subscription gets terminated early.

Parameter	Type	Description
shopID	number	numerical ID of the shop or website in the Verotel system
type	string	"subscription"
subscriptionType	string	"one-time" or "recurring"
event	string	"extend"
referenceID	string	merchant reference identifier if provided - max 100 printable characters
saleID	number	identifier of the sale in the Verotel system
nextChargeOn or expiresOn	date	date when cancelled or one-time subscription expires, or date of the next planned rebill [yyyy-mm-dd] e.g "2015-04-24"
subscriptionPhase	string	"trial", "normal" (or "discounted" if cancel discount was accepted - not yet supported)
custom1	string	pass-through variable - max 255 printable characters
custom2	string	pass-through variable - max 255 printable characters
custom3	string	pass-through variable - max 255 printable characters
signature	string	security token to verify the integrity of the postback data (See Calculating signature)

'Expiry' Postback call

Expiry postback call is sent to the merchant's postback URL when the subscription gets terminated. The reason for the termination could be the end of a cancelled subscription, declined rebill transaction or termination by Verotel support or the merchant.

Parameter	Type	Description
shopID	number	numerical ID of the shop or website in the Verotel system
type	string	"subscription"
subscriptionType	string	"recurring" or "one-time"
event	string	"expiry"
referenceID	string	Merchant's reference identifier if provided - max 100 printable characters
saleID	number	identifier of the sale in the Verotel system
custom1	string	pass-through variable - max 255 printable characters
custom2	string	pass-through variable - max 255 printable characters
custom3	string	pass-through variable - max 255 printable characters
signature	string	security token to verify the integrity of the postback data (See Calculating signature)

'Credit' Postback call

Credit postback call is sent to the merchant's postback URL when any transaction of the subscription is credited by merchant, Verotel support or by system (e.g. when an automated refund is performed). The refund also terminates subscription.

Please note: "Credit" postbacks are not sent by default for websites created prior 15th September 2016. Expiry postback is sent instead when transaction is credited. Credit postback can be enabled by request for these websites.

Parameter	Type	Description
priceAmount	number	Amount of refunded transaction

priceCurrency	<i>string</i>	Refunded transaction currency
custom1	<i>string</i>	pass-through variable - max 255 printable characters
custom2	<i>string</i>	pass-through variable - max 255 printable characters
custom3	<i>string</i>	pass-through variable - max 255 printable characters
event	<i>const</i> <i>"credit"</i>	Type of event "credit"
parentID	<i>number</i>	Id of the original transaction that is refunded
saleID	<i>number</i>	Verotel sale id
transactionID	<i>number</i>	Id of the refund transaction
shopID	<i>number</i>	Verotel website id
signature	<i>string</i>	security token to verify the integrity of the postback data (See Calculating signature)

Note: credit transaction should terminate user access immediately.

'Chargeback' Postback call

Chargeback postback call is sent to the merchant's postback URL when any transaction of the subscription is chargebacked. This also terminates subscription and blacklists the buyer.

Please note: "Chargeback" postbacks are not sent by default for websites created prior 15th September 2016. Expiry postback is sent instead when transaction is chargebacked. Chargeback postback can be enabled by request for these websites.

Parameter	Type	Description
priceAmount	<i>number</i>	Amount of refunded transaction
priceCurrency	<i>string</i>	Refunded transaction currency
custom1	<i>string</i>	pass-through variable - max 255 printable characters
custom2	<i>string</i>	pass-through variable - max 255 printable characters
custom3	<i>string</i>	pass-through variable - max 255 printable characters
event	<i>const</i> <i>"credit"</i>	Type of event "credit"
parentID	<i>number</i>	Id of the original transaction that is refunded
saleID	<i>number</i>	Verotel sale id
transactionID	<i>number</i>	Id of the refund transaction
shopID	<i>number</i>	Verotel website id
signature	<i>string</i>	security token to verify the integrity of the postback data (See Calculating signature)

Note: chargeback transaction should terminate user access immediately.

FlexPay status page request

A status of a sale made with a FlexPay API can be reviewed by querying the status page. Status page provides complete information about the sale, the buyer, and its status.

Status request URL:

Brand	Status URL
Verotel	https://secure.verotel.com/status/order?
CardBilling	https://secure.billing.creditcard/status/order?
FreenomPay	https://secure.freenompay.com/status/order?

followed by parameters in the table below:

Parameter	Description
version	Version of the Verotel Purchase OrderPage protocol: "3.4"
shopID	numerical ID of the website or shop in Verotel system
referenceID (optional)	Merchant's reference identifier if provided (referenceID OR saleID must be posted - NOT BOTH)
saleID (optional)	Verotel saleID identifier (referenceID OR saleID must be posted - NOT BOTH)
signature	SHA-1 hash generated on data listed above and Merchant's private key stringsha1_hex(signatureKey + ":referenceID=" + referenceID + ":saleID=" + saleID + ":shopID=" + shopID + ":version=" + version)

Example:

<https://secure.verotel.com/status/order?version=3.4&shopID=64233&saleID=7285297&signature=daa46972dfce10dd68c8230d6c64259e60d60db>

FlexPay Subscription Status response:

The date returned to the status request is in plain-text and contains lines with parameterName, colon, parameterValue:

Output parameter name	Description
response	search response code: "FOUND" - purchase record found and returned "NOTFOUND" - purchase not found "ERROR" - error (see 'error' key)
description	Product description text
error	error message (for response=ERROR)
expired	"yes" or "no"
saleID	a unique identifier of the transaction in Verotel System
shopID	numerical ID of the website or shop in Verotel system
paymentMethod	an identifier of payment method that was used for the transaction. Currently can be "Credit Card", "Direct Debit EU" or "Bitcoin"
priceAmount	amount to be processed (max 2 decimal places, stripped zeroes)

Output parameter name	Description
priceCurrency	3 char ISO code of the Sale currency
period	duration in ISO8601 format, for example: P30D
referenceID	Merchant's reference identifier if provided
subscriptionType	"recurring" or "one-time"
subscriptionPhase	"trial", "normal" or "discounted"
type	"subscription"
name	name of the buyer
email	email address of the buyer
country	selected or detected country ISO code (ISO 3166-1-alpha-2 code)
expiresOn or nextChargeOn	date when the cancelled or one-time subscription expires, or date of the next planned rebill [dd-mmm-yyyy hh:mm:ss] e.g. 16-APR-2014 09:20:23
nextChargeAmount	The price of next rebill
cancelled	yes/no
cancelledOn	date of cancel [dd-mmm-yyyy hh:mm:ss] e.g. 16-APR-2014 09:20:23
cancelledBy	"user", "support", "merchant" or "system"
discountPrice	if cancel discount was accepted, the price after discount
createdOn	Timestamp of sale creation (dd-mmm-yyyy hh:mm:ss) e.g. 16-APR-2014 09:20:23
saleResult	purchase processing result ("APPROVED")
billingAddr_fullName	billing address: full name field value
billingAddr_company	billing address: company field value
billingAddr_addressLine1	billing address: 1st line field value
billingAddr_addressLine2	billing address: 2nd line field value
billingAddr_city	billing address: city name
billingAddr_zip:	billing address: zip code / postal code
billingAddr_state	billing address: US state code (ISO 3166-2)
billingAddr_country	billing address: country ISO code (ISO 3166-1-alpha-2 code)

Example response:

```

response: FOUND

shopID: 64233
paymentMethod: Credit Card
priceAmount: 51.20
priceCurrency: EUR
period: P1M
trialAmount: 2.95
trialPeriod: P3D

type: subscription
subscriptionType: recurring
description: some description of product
referenceID: AX62362I3
saleID: 13029033
createdOn: 27-DEC-2014 03:22:12
saleResult: APPROVED
name: John Black

```

```

email: black@example.com
country: GB

subscriptionPhase: trial
expired: no
expiresOn: 30-DEC-2015
cancelled: yes
cancelledOn: 28-DEC-2014
cancelledBy: user
discountPrice: 3.95

billingAddr_fullName: John Black
billingAddr_company:
billingAddr_addressLine1: Longstreet 3782/13
billingAddr_addressLine2:
billingAddr_city: London
billingAddr_zip: 73811
billingAddr_state:
billingAddr_country: GB

```

Cancel-subscription request

To allow your subscribers to cancel their subscriptions on your website you can now generate a subscription specific cancel URL.

Cancel-subscription request URL:

Brand	Status URL
Verotel	https://secure.verotel.com/cancel-subscription?
CardBilling	https://secure.billing.creditcard/cancel-subscription?
FreenomPay	https://secure.freenompay.com/cancel-subscription?

The date returned to the status request is in plain-text and contains lines with parameterName, colon, parameterValue:

Parameter	Description
version	Version of the Verotel Purchase OrderPage protocol: "3.4"
shopID	numerical ID of the website or shop in Verotel system
saleID	Verotel saleID identifier (referenceID OR saleID must be posted - NOT BOTH)
signature	SHA-1 hash generated on data listed above and Merchant's private key stringsha1_hex(signatureKey + ":saleID=" + saleID + ":shopID=" + shopID + ":version=" + version)

Example:

```

https://secure.verotel.com//cancel-
subscription?saleID=9519961&shopID=88251&version=3.4&signature=0aeb4dad680e5968d9e6b840fe
f8f8faa262538a

```

Calculating signature

The signature used in FlexPay requests and postbacks is calculated as SHA-1 hash (hexadecimal output) from the request parameters.

The first parameter has to be your signatureKey, followed by the parameters ordered alphabetically by their names.

Optional arguments that are used (have value) must be contained in the signature calculation. Optional arguments that are not used must not be contained in the signature calculation.

The email parameter in "startorder" request is not included in the signature calculations.

It is mandatory to convert arguments values into UTF-8 before computing the signature.

e.g.

```
signature = sha1_hex( signatureKey + ":name=" + name + ":period=" + period + ":priceAmount=" + priceAmount + ":priceCurrency=" + priceCurrency + ":referenceID=" + referenceID + ":shopID=" + shopID + ":subscriptionType=" + subscriptionType + ":type=" + type + ":version=" + version )
```

Example calculation:

Parameter	Value
(signatureKey)	BddJxtUBkDgFB9kj7Zwguxde4gAqha
name	1 Month Subscription
period	P1M
priceAmount	9.99
priceCurrency	USD
custom1	xyyzz
subscriptionType	one-time
type	recurring
version	3.4

```
signature = sha1_hex (BddJxtUBkDgFB9kj7Zwguxde4gAqha:custom1=xyyzz:name=1 Month Subscription:period=P1M:priceAmount=9.99:priceCurrency=USD:shopID=64233:subscriptionType=one-time:type=subscription:version=3.4) => 9a873da77a18719bf623bf67e75400373f6ca85e
```

The FlexPay subscription request then is:

```
https://secure.verotel.com/startorder?custom1=xyyzz&custom2=12345&name=1+Month+Subscription&paymentMethod=CC&period=P1M&priceAmount=9.99&priceCurrency=EUR&referenceID=345245245524&shopID=64233&subscriptionType=recurring&trialAmount=5.00&trialPeriod=P3D&type=subscription&version=3.4&signature=9a873da77a18719bf623bf67e75400373f6ca85e
```

Verotel IP addresses used postbacks

The latest list of Verotel IPs is available here: <http://www.verotel.com/static/nats/proxy-ips.txt>

195.20.32.202
217.115.203.18
89.187.131.244

Testing postbacks

For developers there is a tool available in the Control Center for generating postback calls. The “Test FlexPay postbacks” tool is available on FlexPay website detail:

FLEXPAY

For processing with FlexPay you only need to [generate the "Buy now" link](#). However you should setup your postback urls in the [FlexPay options](#) for better reliability.

[Generate BUY NOW link](#)

[Test FlexPay postbacks](#)

This tool allows developers to define Purchase Ok Data postback parameters, send the postback to the website postback URL and view the postback result.

TEST FLEXPAY POSTBACKS

PURCHASE POSTBACKS

- [OK Data](#)

SUSSCRIPTION POSTBACKS

- [OK Data](#)
- [Rebill](#)
- [Cancel](#)
- [Uncancel](#)
- [Extend](#)
- [Expiry](#)
- [Downgrade](#)
- [Upgrade](#)